



GP Series

GP672 Datasheet

6V Top Terminal VRLA-AGM



Valve Regulated Lead Acid
(VRLA) Battery

Maintenance-Free, Absorbent
Glass Mat (AGM) Technology for
Efficient Gas Recombination of
up to 99%

Pure Lead Construction and
Proprietary Elements

Designed for Float Service
Standby Power Applications

Built in Accordance with IEC
61056-1/2:2012, UL1973 Listed
(MH66728) and UL1989
Recognized (MH14533)

Certified by TUV NORD
according to ISO 9001:2015



Specifications

Voltage (Vdc)	6
Ah Capacity (8-Hr 1.75 VPC @ 25°C)	7.04
Ah Capacity (20-Hr 1.75 VPC @ 25°C)	8.40
Ah Capacity (8-Hr 1.80 VPC @ 25°C)	6.96
Max Charge Current (A)	2.16
Max Discharge Current (A)	130*
Short Circuit Current (A)	259
Internal Resistance (mΩ)	Approx. 12.3
Terminal Type	F2 terminal - Faston Tab 250*
Terminal Torque	--
Container Material	ABS (UL 94-HB) & Flame Retardant (94-V0) available upon request.
Weight (kg. / lb., Approx.)	1.22 / 2.68
Length (L) (mm / in)	151.0±2.0 / 5.94±0.08
Width (W) (mm / in)	34.0±1.0 / 1.34±0.04
Height (H) (mm / in)	100.7±1.5 / 3.96±0.06
Design Life	Up to 5 Years in Standby Service at 25°C. Eurobat (20°C): 3-5 Years Standard Commercial
Operating Temperature	Nominal: 25°C (77°F) Discharge: -15°C - 50°C (5°F-122°F) Charge/Storage: -15°C - 40°C (5°F - 104°F)
Float Charging Voltage	6.75 - 6.90 Vdc/battery 25°C (77°F)
Eq. Charging Voltage	7.20 - 7.50 Vdc/battery 25°C (77°F)
Self-Discharge	Less than 10% after 90 days, can be stored up to 6 months at 25°C (77°F); Fully recharging is required before usage, and charged sooner if stored at higher temperature than 25°C (77°F).



GP Series

GP672 Datasheet

6V Top Terminal VRLA-AGM



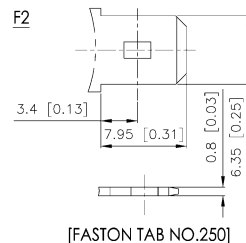
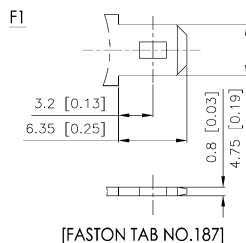
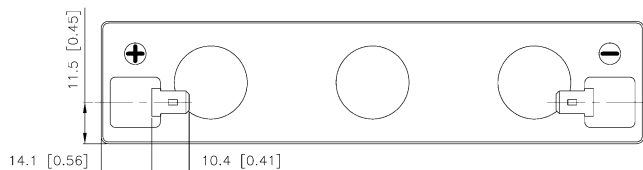
Constant Current Discharge Characteristics Per Battery: Amperes (25°C, 77°F)

F.V/Time	5MIN	10MIN	15MIN	30MIN	60MIN	90MIN	2HR	3HR	5HR	8HR	10HR	20HR
5.01V (1.67 VPC)	33.1	21.0	15.9	9.4	5.41	3.85	3.02	2.08	1.31	0.90	0.76	0.44
5.25V (1.75 VPC)	29.6	19.6	15.1	9.0	5.30	3.77	2.96	2.02	1.27	0.88	0.74	0.42
5.40V (1.80 VPC)	27.2	18.6	14.4	8.8	5.23	3.71	2.91	1.98	1.25	0.87	0.73	0.41

Constant Power Discharge Characteristics Per Battery: Watts (25°C, 77°F)

F.V/Time	5MIN	10MIN	15MIN	30MIN	60MIN	90MIN	2HR	3HR	5HR	8HR	10HR	20HR
5.01V (1.67 VPC)	170	118	88.7	52.9	31.8	23.2	18.5	13.2	8.50	5.80	4.84	2.63
5.25V (1.75 VPC)	157	111	85.0	51.6	31.2	22.8	18.2	13.0	8.36	5.70	4.73	2.57
5.40V (1.80 VPC)	147	106	82.3	50.6	30.9	22.5	18.0	12.8	8.27	5.65	4.70	2.53

Detail A Drawing



* F1 terminal is available, Max Discharge Current = 100 A