



GP Series

GP1272F2 (12V 28W) Datasheet

12V Top Terminal VRLA-AGM

Specifications

Voltage (Vdc)	12
Watts Per Cell (30-Sec 1.67 VPC @ 25°C)	--
Watts Per Cell (5-Min 1.67 VPC @ 25°)	56.5
Watts Per Cell (15-Min 1.67 VPC @ 25°)	28.6
Max Charge Current (A)	2.80
Max Discharge Current (A)	130*
Short Circuit Current (A)	304
Internal Resistance (mΩ)	Approx. 19.8
Terminal Type	F2 terminal - Faston Tab 250*
Terminal Torque	--
Container Material	ABS (UL 94-HB) & Flame Retardant (94-V0) available upon request.
Weight (kg. / lb., Approx.)	2.10 / 4.63
Length (L) (mm / in)	150.90 / 5.94
Width (W) (mm / in)	64.80 / 2.55
Height (H) (mm / in)	98.60 / 3.88
Design Life	Up to 5 Years in Standby Service at 25°C. Eurobat (20°C): 3-5 Years Standard Commercial
Operating Temperature	Nominal: 25°C (77°F) Discharge: -15°C - 50°C (5°F-122°F) Charge/Storage: -15°C - 40°C (5°F - 104°F)
Float Charging Voltage	13.5 - 13.8 Vdc/battery 25°C (77°F)
Eq. Charging Voltage	14.4 - 15.0 Vdc/battery 25°C (77°F)
Self-Discharge	Less than 10% after 90 days, can be stored up to 6 months at 25°C (77°F); Fully recharging is required before usage, and charged sooner if stored at higher temperature than 25°C (77°F).



Valve Regulated Lead Acid (VRLA) Battery

Maintenance-Free, Absorbent Glass Mat (AGM) Technology for Efficient Gas Recombination of up to 99%

Pure Lead Construction and Proprietary Elements

Designed for Float Service Standby Power Applications

Built in Accordance with IEC 61056-1/2:2012, UL1973 Listed (MH66728) and UL1989 Recognized (MH14533)

Certified by TUV NORD according to ISO 9001:2015





GP Series

GP1272F2 (12V 28W) Datasheet


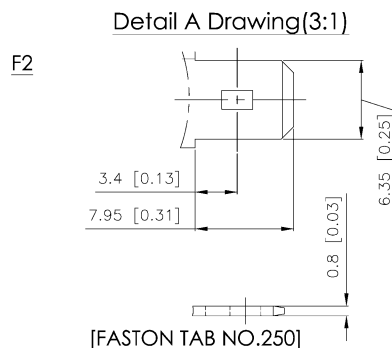
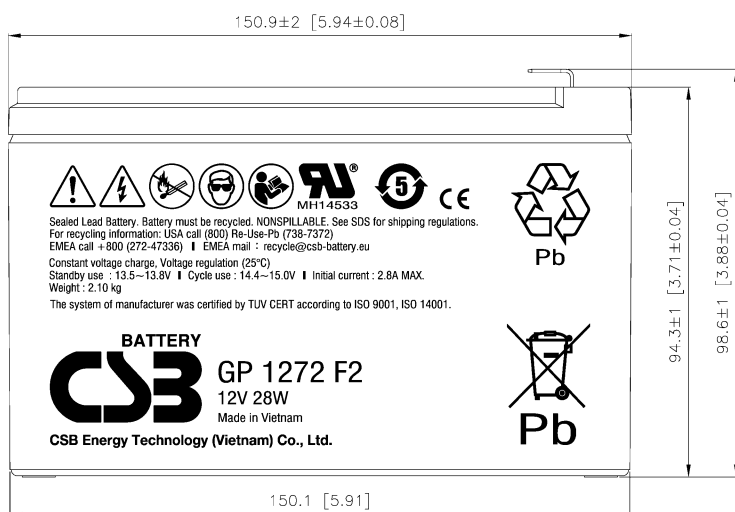
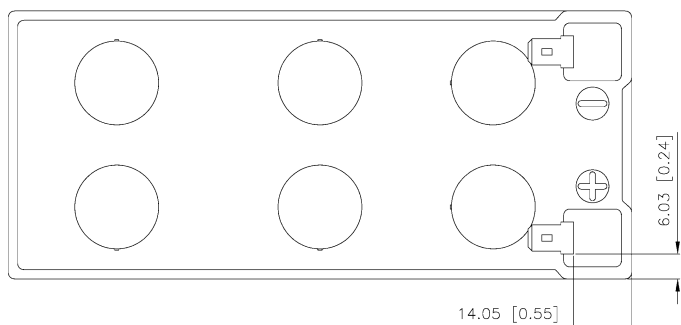
12V Top Terminal VRLA-AGM

Constant Current Discharge Characteristics Per Battery: Amperes (25°C, 77°F)

F.V/Time	2MIN	4MIN	5MIN	6MIN	8MIN	10MIN	15MIN	20MIN	30MIN	45MIN	60MIN	90MIN
10.02V (1.67 VPC)	52.8	36.8	31.9	28.3	23.5	20.4	14.9	11.9	8.65	6.24	4.95	3.50
10.50V (1.75 VPC)	45.7	32.6	28.7	26.0	22.1	19.5	14.4	11.6	8.53	6.16	4.89	3.46
10.80V (1.80 VPC)	41.1	29.8	26.6	24.4	20.7	18.5	13.9	11.2	8.26	6.02	4.81	3.41

Constant Power Discharge Characteristics Per Battery: Watts (25°C, 77°F)

F.V/Time	2MIN	4MIN	5MIN	6MIN	8MIN	10MIN	15MIN	20MIN	30MIN	45MIN	60MIN	90MIN
10.02V (1.67 VPC)	552	387	339	305	262	229	172	138	100	72.8	58.1	41.6
10.50V (1.75 VPC)	499	350	312	286	249	220	168	135	98.8	71.9	57.4	41.1
10.80V (1.80 VPC)	464	327	294	272	237	212	162	132	96.8	70.6	56.4	40.6



* F1 terminal is available, Max Discharge Current = 100 A